

ARCMASTER

WELDING & SAFETY SUPPLIES



HIRE



CONTENTS

MMA/Stick

MIG MAG

TIG DC / ACDC

PLASMA

PIPEWORK TOOLS

FUME EQUIPMENT

GENERATORS

POWERTOOLS

POWER + LIGHTING



MMA

Comitted to Quality, Comitted to You!



MMA INVERTER WELDER - 110V/230V/Battery



- Output current: 5-180A
- Battery operated!



110/230V/ BATTERY

7-15KG

These brand new MMA plants will run from 110V, 230V or Accu-battery pack! With 20-50 minutes weld time from the battery alone. Ideal for tasks in hard to reach situations. Not only is this machine impressive from the battery aspect, from a 110V 3.3Kva transformer you will get 120A!

Package includes: Electrode holder + work return
Optional: Accu-battery pack + charger



MMA INVERTER WELDER - Three Phase



- Output current: 5-400A
- Inverter based



415V 3~

>25 KG

Great for heavy duty welding or arc-air gauging. They will achieve a maximum of 400A output which should be ample for any MMA tasks at hand. Supply can be 16A or 32A without limiting the usage.

Package includes: Electrode holder + work return

ALL GENERATOR FRIENDLY



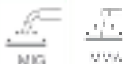
sales@arcmaster.uk.com

MIG

Comitted to Quality, Comitted to You!



MIG INVERTER WELDER - Single Phase 230V



- **Output current: 30-200A**
- **Inverter based**
- **5KG spool**



230V 1~

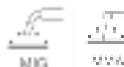


20 KG

An essential single-phase inverter, compact, easy to move, with precise weld quality and very good ignition. The Synergic models display helps the welder to select and control quickly all processes. Takes 5KG spools as standard but can be fitted with an adapter to allow use with 15KG. Maximum 1.0mm wire on a 230V 16A supply. MMA facility also available.

Package includes: MIG torch, work return, gas hose, regulator + flowmeter.

MIG INVERTER WELDER - Single Phase



- **Output current: 30-200A**
- **Inverter based**
- **Great for smaller applications**



110/230V 1~



<40 KG

These are small but powerful single phase inverter based, multiprocess machines. It is a professional machine packed with features, into a small light-weight compact housing maximising portability. These features make our range extremely versatile; they can be used for many different applications and can be easily moved around production facilities or transported to any location effortlessly.

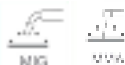
Package includes: MIG torch, work return, gas hose, regulator + flowmeter.

01482 222799

Comitted to Quality, Comitted to You!



MIG INVERTER WELDER - Three Phase 415V 3~



- **Output current: 30-400A**
- **Optional watercooler**
- **Optional separate feed unit**

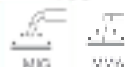


415V 3~
< 40 KG

They can be used for both MIG & STICK welding of steel, stainless steel, aluminium as well as for MIG brazing applications. Synergic mode allows the user to have the parameters set automatically to his material type and thickness.

Package includes: MIG torch, work return, gas hose, regulator + flowmeter.

PULSE MIG INVERTER WELDER - Three Phase 415V 3~



- **Output current: 30-400A**
- **Inverter based**
- **Optional watercooler**
- **Optional separate feed unit**



415V 3~
<50 KG

Additional to all the above features the pulse variants will include software programs including SpeedPulse, SpeedTwinPulse and SpeedArc. Great for eliminating spatter saving time and money, as well as speeding up the process! The benefits of pulse and SpeedPulse are superb on aluminium applications.

Package includes: MIG torch, work return, gas hose, regulator + flowmeter.

01482 222799

SWITCHED MIG WELDER - Compact Three Phase 415V



- **Output current: 30-400A**
- **Basic robust machine**
- **Optional separate feed unit**



415V 3~



120 KG

Transformer based MIG welders in 300A and 400A welding configurations which makes it great for workshop welding and any basic types of mild steel fabrications. No frills, voltage step selector and wire feed speed control. Will run fine on both 16A and 32A supplies. Takes a 15KG spool of 0.6-1.6mm. Simple robust machine.

Package includes: MIG torch, work return, gas hose, regulator + flowmeter.

SWITCHED MIG WELDER - Separate Three Phase 415V



- **Output current: 30-400A**
- **Basic robust machine**
- **Control wire speed remotely**



415V 3~



152 KG

Transformer based MIG welders in 300A and 400A welding configurations which makes it great for workshop welding and any basic types of mild steel fabrications. No frills, voltage step selector and wire feed speed control. Will run fine on both 16A and 32A supplies. Takes a 15KG spool of 0.6-1.6mm. Simple robust machine.

Package includes: MIG torch, work return, gas hose, regulator + flowmeter.

TIG

Comitted to Quality, Comitted to You!



TIG INVERTER WELDER - Battery Operated



- **Output current: 5-200A**
- **First battery HF TIG!**



110/230V/Battery



7-15KG

These brand new TIG plants will run from 110V, 230V or Accu-battery pack! With 20-50 minutes weld time from the battery alone. Ideal for small jobs in hard to get to situations. Got power again? Plug straight back into the mains with the quick change leads!

Battery supply + 230V/16A - 200A TIG
110V 3.3KVa transformer - 140A TIG



Package includes: TIG torch, work return, gas hose, regulator + flowmeter.

Optional: Accu-battery pack + charger

TIG INVERTER WELDER - 110/230/415V



- **Output current: 5-210A**
- **Inverter based**
- **Multi-voltage supply**



110/230/415V



>25 KG

Single phase 110V, 230V or 415V 3~. This plant will auto-ad-just to what ever supply is given to it. This inverter based TIG welder is available in both DC or ACDC models for use with aluminium. High frequency start, Slope in/out, pre-flow gas/post-flow gas, pulse, frequency control.

Package includes: TIG torch, work return, gas hose, regulator + flowmeter.

ALL GENERATOR FRIENDLY



01482 222799

Comitted to Quality, Comitted to You!



TIG INVERTER WELDER - Three Phase 415V



- **Output current: 5-400A**
- **Inverter based**
- **Optional watercooler**



415V 3~



15-25 KG

Three phase 415V machine will give a maximum output of 300A on AC or 400A on DC. Frequency start, slope in/out, pre-flow gas/ post-flow gas, pulse, frequency control. Supply choice of 16A or 32A will not reduce the maximum output. Best choice for heavy duty welding with no interruptions.

Package includes: TIG torch, work return, gas hose, regulator + flowmeter.



TIG INVERTER WELDER - VIPER



- **Output current: 5-250A**
- **Inverter based**
- **Run straight from generator**



40-100 VDC



20 KG

The Viper 2500S is a compact DC TIG Control unit that operates from the open circuit voltage of any DC power source with an output of 40-100 volts and petrol or diesel generators. This unique machine independently controls the welding current of any DC power source without the need for auxiliary or control cables and provides excellent MMA & TIG welding characteristics.

Package includes: TIG torch, work return, gas hose, regulator + flowmeter.



ALL GENERATOR FRIENDLY



sales@arcmaster.uk.com

Comitted to Quality, Comitted to You!



STAINLESS CLEANER

- **Fast effective cleaning**
- **Reduce cost of solutions**



110-230V 1~

15 KG

These sets offer a fast solution to the cleaning of stainless steel TIG welds without leaving halos. The electrochemical reaction of the weld brush is extremely effective leaving an attractive finish on the weld.

Package includes: Wand + earth lead



WELDING ACCESSORIES

**MIG TORCHES • TIG TORCHES
• ELECTRODE HOLDERS •
GAS HOSES • REGULATORS •
FLOWMETERS**

**We also stock a full range of
quality parts and
consumables!**



01482 222799

PLASMA

Comitted to Quality, Comitted to You!



PLASMA CUTTER - Single Phase 110/230V 1~



- **Cutting: 10mm**
- **Severance: 18mm**
- **Built-in compressor**



**110/230V
Auto-change**



15 KG

Operate it anywhere with the internal air compressor. Plug into any 120 or 240 V power with Auto-Voltage™ technology. Highly portable. With a clean-cut rating of 10mm plate and severance of 16mm this well engineered machine is the best in its class. 137% faster than conventional oxy-cutting.

Package includes: Plasma torch, work return, gas hose.

PLASMA CUTTER - Three Phase 415V 3~



- **Cutting: 22mm**
- **Severance: 29mm**
- **Requires compressor**
- **Recommended 6 cfm / 170 lpm air supply**



415V 3~



20 KG

Small size and light weight machine that provides exceptional portability for a 16 mm clean-cut and 29mm severance cutting system. Handheld torch with FastConnect™ torch connection. Tackle different jobs with multiple, easy-to-use torch and consumable styles. No need to change the air pressure. Smart Sense™ technology ensures that it is always correctly set. Mark, score and make precision gouges with new low amp process.

01482 222799

Comitted to Quality, Comitted to You!



PLASMA CUTTER - Single Phase 415V 3~



0
PLASMA

- **Output Current: 10-130A**
- **Cut up to 50mm**
- **Severance up to 60mm**



415V 3~

25 KG

The Cebora 130T is one of the biggest plasma's on the market in terms of cutting capacity. The LCD screen has a synergic mode to assist the user in selecting the best settings and consumables for the job.

Package includes: Plasma torch, work return, gas hose.

AIR COMPRESSOR - Single phase 230V 1~



- **Tank size: 50L**
- **Working pressure: 8 Bar**
- **Filteration system**



230V 1~

<40 KG

These compressors can be run off a 13/16A 230V supply.

Ideal for contractors who need to move from site to site
All pumps fitted with cast iron cylinders.

Full sized aluminium pistons with 2 compression rings
and one oil scrapper ring. Will comfortable run with all
our plasma cutters and air tools.

sales@arcmaster.uk.com

PIPEWORK EQUIPMENT

PIPE THREADER



- **Threads 1/8" - 3" pipe**
- **Heavy-duty proven performance**
- **Lightweight, portable design.**
- **Self-contained oil system**



110V 1~

40KG

Automatic oiling system with adjustable flow through-the head, with an integral oil reservoir. Self-priming, constant-flow pump ensures the pipe is always lubricated.

PIPE BENDER



- **Bends up to 3" pipe**
- **Multi set of formers to suit different pipe**
- **110V variant or hand hydraulic**



110V 1~

20KG / <40KG

Manual benders are ideal for precision cold bending standard gas pipes up to 3". Versatile, portable benders are ideal for on-site bending, as well as machine construction, boiler making and industrial applications.



01482 222799

Comitted to Quality, Comiited to You!



PIPE BEVELLING MACHINE - Mini K Type



- **Locking range I.D: 20-42mm**
- **Smallest in the range**
- **Lightweight, portable design.**



**110V/Pneumatic/
Battery**



5KG

Pipe beveler MINI K, with 60mm body and cutter head, is perfect for jobs in restricted access areas.

This pipe beveler is available in pneumatic version, as well as in electric version.

PIPE BEVELLING MACHINE - Boiler 1-4 Type



- **Locking range I.D : 23-108mm**
- **Heavier duty for larger pipe**



**110V/230V/
Pneumatic**



10KG

Pipe bevelling machine BOILER 1-4 K. Pneumatic version is handy for weight reduction and easy handling. It is equipped with auto locking device for time saving in repetitive work. Save time on bevelling, facing and counterboring.

sales@arcmaster.uk.com

PIPE CUTTER - PIPE 4



- **Perfect cut, everytime**
- **Locking range: 13-115mm**
- **Pipe shed: 2-8 mm**
- **Manual rotation**



110/230V 1~



85KG

The Pipe4 with a new design and improved performance, such as increased stability and cut precision. The new cam
PIPE4 manual has a Range of 13 - 120 mm (1/2" - 4 1/2")

PIPE CUTTER - PIPE 8



- **Perfect cut, everytime**
- **Locking range I.D : 80-230mm**
- **Pipe shed: 2-10mm**
- **Automatic rotation**



110/230V 1~



140 KG

The pipe 8 boasts a self-centering locking device, automatic detection of the pipe OD and specific bevelling blades available for different angles.
Comes in manual or motorised rotation versions. The precision of these machines are why they are so popular within the powerplant industry.

01482 222799

PIPE CLAMP



- Quick and easy to use
- Combines accuracy with safety
- Instant centring
- Forged steel construction
- Wing bolts with stainless steel bearings



2-10KG

Pipe Diameter (inches)	Pipe Diameter (mm)
1-3	20-90
2-5	50-150
4-7	90-190
5-9	125-225
10-14	225-370

CHAIN CLAMP



- Extremely tough
- Precision alignment



20-77 KG

A clamp with the strength and ability to align and lightly reform pipes, the light weight design makes it easy to use. The feet of the clamp can be positioned equally around the chain to achieve an accurate pipe alignment in very little time.

Pipe Diameter (inches)	Pipe Diameter (mm)
1-8	25-203
4-20	102-500
10-36	252-914

sales@arcmaster.uk.com

Comitted to Quality, Comitted to You!



PIPE PRESSURE TESTERS - Hand pump



7KG

- **Capacity tank: 13.5L**
- **Max pressure 725 psi (50 Bar)**



The Model 1450 Pressure Test Pump tests hydraulically for leaks in installations that are required to be leak proof and will test systems up to 725 PSI. Especially for use in heating, compressed air, refrigeration systems, oil installations, sprinkler systems and other small bore pipe installations.

PIPE PRESSURE TESTERS - 230V Single phase



230V 1~



20 KG

- **Water flow: 9 L/min**
- **Stainless steel container**
- **Can connect to water supply directly**



Tests all types of installations such as heating, compressed air and refrigeration systems, oil installations, fire lines and small bore pipelines. The automatic pressure holding valves enables the user to easily pressurize the system. Compatible fluids include water, oil and ethylene glycol. Can be connected to water supply for rapid filling.

Other sizes available at request



01482 222799

PIPE STAND - V Head



30 KG

- **Max pipe size: 12" / 305mm**
- **Fast easy set up**
- **Great for site and workshop jobs**

Securely holds pipe in place for a variety of applications. Designed for easy set-up, transport, and use V-Head design supports the pipe and allows for quick adjustments. Locking ring allows for quick vertical height adjustments. Pipe stand has a 12" pipe capacity and 20" to 38" height adjustment.

PIPE STAND - Roller Type



35KG

- **Max weight: 2000 KG**
- **Max pipe size: 48" / 1066 mm**
- **Height adjustable**

Feed screw quickly adjusts size and keeps pipe centred on stand. The rollers can be locked to prohibit rotation. Ideal for use with threading machines, pipe prepping machines and lots of other pipe working applications.

Comitted to Quality, Comitted to You!



PIPE ROTATOR - 110/230V Single phase



110/230V 1~



<80 KG

- **Maximum Load: 1000KG**
- **5 - 700 mm Maximum Vessel Width**
- **1 Drive Unit & 1 Idler Unit**
- **Latched or Non-Latched foot pedal**
- **110V or 240V supply**

PIPE ROTATOR - 415V Three phase



415V 3~



<100 KG

- **Max weight: 1-30 Tonne**
- **1 powered unit and 1 idler unit**
- **Variable speed from remote control**
- **Rotation speed 125 - 1250 mm/min**

All sizes available from 1-30 Tonne 

sales@arcmaster.uk.com

POSITIONERS



110/230V/415V

<70 KG



Manipulators are available from 50KG bench units up to 7.5 Tonne floor standing units. The larger sets will be fitted with a motorised lift/tilt function, for the smaller bench configurations they will be manageable to tilt by hand.

All fitted with speed control panels with can be operated at source or remotely via a pendant.

Max Weight

50KG
100KG
300KG
500KG
1 TONNE
3 TONNE
5 TONNE
7.5 TONNE

Other sizes availble on request

sales@arcmaster.uk.com

FLANGE SPREADER



- **Spreading distance: 6-31mm**
- **Spreading force: 10,000 psi**
- **Lightweight and portable**



7KG

Hydraulic flange spreaders have been developed to be a safe, simple and cost effective solution to flange spreading. They are suitable for use during commissioning, constructing, routine maintenance, shutdowns / outages, testing and valve changeouts. These tools work with only an incredibly small access gap. With an impressive spreading force of 10,000 psi at your fingertips, the SW range is the perfect tool for all applications.

TORQUE WRENCH - Hydraulic



2-31 KG

- **360° x 180° hydraulic swivel**
- **Torque accuracy +/- 3%**
- **Range of models from 200 - 25,890 lb.ft**

The range of square drive torque wrenches have been designed to offer optimum performance levels for both tightening and loosening nuts and bolts.

sales@arcmaster.uk.com

FUME EXTRACTION

Comitted to Quality, Comitted to You!



FUME EXTRACTION - VAF200 Type



- Moves 1500 m³/hour
- Super-lightweight
- Great for light industrial spaces
- Complete with 7.5m of ducting



110 1~



60 KG

These lightweight fume extraction units are great for site work and are easily transportable from job to job. They provide a safe working environment and can move up to 1500 m³/hour of air.

FUME EXTRACTION - Nederman Type



- Lightweight
- Optional fish-tale
- Complete with 3m ducting



110V 1~



25 KG

The Fume Eliminator is designed to be carried to the working area. Connected to a welding torch or to an extraction nozzle, the unit extracts the fume directly at source. It has a manual start/stop function.

sales@arcmaster.uk.com

FUME EXTRACTION - Translas Type



- **Run 2 torches from one unit**
- **Automatic self cleaning function**
- **Fully variable suction control**



415 3~



25 KG

The Translas ClearO2 is a high performance fume extraction and filtration system. The filtration system can be up to 20m away from the torch tip without any drop in performance. Hook it up to a clean air supply and the machine will self clean as and when needed to prolong the life of it's filters. Available in both single or double torch models.

FUME EXTRACTION - ProtectoXtract Type



- **Fitted with casters**
- **Best for benchwork**
- **Internal spark arrestor**
- **Adjustable arm**



110/230V 1~



200 KG

ProtectoXtract vacuum system for welding fume extraction and filtration. Their size and mobility make them ideal for smaller manufacturing facilities that require light to medium duty welding fume extraction in variable locations.

01482 222799

GENERATORS

Comitted to Quality, Comitted to You!




WELDER GENERATOR - Petrol compact



- **Petrol Driven**
- **Reliable Honda engine**
- **200A welding output**
- **110V Outlet socket**

 **Petrol**

 **60 KG**

The Magic Weld 200 is a compact welding generator, lightweight and professional, with electronic control of the welding current capable of delivering up to 200 A with a duty cycle of 60%. It also has a single 110V 16A outlet, capable of running a 5" grinder or small/medium pistol drill.

WELDER GENERATOR - Diesel



- **Output current: 5-235A**
- **Diesel driven**
- **Heavy-duty**

 **Diesel**

 **185 KG**

Robust 235-Amp DC multi-process diesel engine driven welder. It provides excelent arc characteristics in Stick and will burn up to 5mm rods. Delivering 415V, 230V and 110V AC.

01482 222799

Comitted to Quality, Comitted to You!



WELDER GENERATOR - Diesel 300/400A



- Diesel Driven
- Reliable Kubota engine
- 300A or 400A welding output
- CC/CV



Diesel



750+ KG

These generators are available in 300A and 400A variants. Both are fitted with road tow trailers making them ideal for transporting to and from site. MMA welding mode available from the unit itself. Add a Viper unit for a fully functioning HF TIG and MMA set up, or even a suitcase style MIG box.

WELDER GENERATOR ACCESSORIES

Petrochemical Site Spec

- Chalwyn valve
- Spark arrestor
- Drip tray
- Ground spike

Add-on Process Packages

- Suitcase MIG
- Viper TIG/MMA



01482 222799

GRINDERS

GRINDERS



110/230V/Battery 1~



We stock a full range of grinders to suit the job at hand. Robust and powerful, the high powered durable motors will ensure fast and efficient work progress.



Available Sizes (inches)	Available Sizes (mm)
4	100
4 ½	115
5	125
7	178
9	230

DIE GRINDERS



110/230V 1~



- Different power variants available
- Long or short nose

Compact, ergonomic shape for versatile grinding work. Powerful motor with soft start for fast work progress. The handy tool for universal grinding work.

DRILLS + WRENCHES

Comitted to Quality, Comitted to You!



PISTOL DRILLS - Bosch GSB 13 RE Type



110/230V 1~



- **Rated power input: 710 W**
- **No-load speed: 0 – 1,000 / 3,000 rpm**
- **Power output: 365 W**
- **Weight: 2.4 kg**
- **Rated speed: 500 / 1,750 rpm**
- **Rated torque: 6.8 / 2.5 Nm**

PISTOL DRILLS - Bosch GSB 19 RE Type



110/230V 1~



- **Power input: 850W**
- **Gears: 2**
- **Load speed: 0-1000 / 0-3000 rpm**
- **Torque (Nm): 36/15.5**
- **Weight: 2.7KG**

01482 222799

Comitted to Quality, Comitted to You!



SDS DRILL - Variety of Models



110V 1~

- **SDS / SDS+ Available**
- **Lightweight, shock absorbant**



Professional SDS / SDS Plus hammer drills with forward and reverse direction. Active vibration damping. Rotation stop for chiseling
Powerfull motors.

CORE DRILL - Diaquip 150 W



110V 1~

- **3 Speed**
- **Dual 1¼-½ " Connection.**
- **Capacity diameter 150mm**



The Diaquip DQ Machinery range has been developed by diamond drilling professionals to provide the ultimate performance in diamond drilling motors and rigs.

01482 222799

NEW



- Height: 293mm
- Cut Diameter: 12-28mm
- Weight: 7KG



18V Battery

This mag drill is a must have site tool! Each charge will do 32 holes at 12mm diameter. Overload warning and pilot punch finder. Supplied with 2 batteries and charger.

MAG DRILL - 110V Single Phase



110V 1~

- High performance gearbox
- Choice of electronic / mechanical magnet
- Variety of sizes available

MAG DRILL - Right Angled Ratchet



110V 1~

- Great for tight areas
- Height: 228mm
- Cut Diameter: 12-32mm

Very handy peice of machinery that can get you out of a lot of problems in those hard to reach areas. The ratchet replaces traditional 3 spoke handles to save on height.

sales@arcmaster.uk.com

Comitted to Quality, Comitted to You!



MAG DRILL - Pneumatic



Pneumatic

- **Hazardous area safe**
- **Cut Diameter: 45mm**
- **Very powerful motor**

The Airforce-45 is a pioneering 2 morse taper pneumatic drilling machine specifically designed for hazardous environments.

PNEUMATIC PISTOL DRILL



Pneumatic

- **Convenient forward/reverse valve**
- **Non Slip Handle**
- **Handle exhaust to reduce noise**

Common applications include general industrial drilling and general vehicle maintenance. Widely used on hazardous sites.

01482 222799

Comitted to Quality, Comitted to You!



IMPACT WRENCH - 110V



- Max Socket: 32mm A/F
- Torque: 350 Nm
- 400 Watt Motor
- 1/2" + 3/4" Drive

COMBI + IMPACT DRIVER SET - 18V



18V



230V 1~

- 18V Combi Drill
- 18V Impact Driver
- Battery + Charger
- Carry Case

01482 222799

Comitted to Quality, Comitted to You!



TORQUE WRENCH



- **Multiple sizes available**
- **12-68 Nm**
- **50- 250 Nm**
- **140-800 Nm**

These professional torque wrenches have been re-engineered to be even more accurate, durable and easy to use. The square drive features a finger grip on the top ('mushroom' head) that assists with running down the nut until resistance is met.

sales@arcmaster.uk.com

SAWS

RECIPROCATING SAW - 110V



110V 1~



- **Powerful 1.200 W motor**
- **Electronic power control**
- **Table speed 800 - 2.400 SPM**
- **Electronic overload protection**
- **Pipe chain included**

SPECIFICATIONS Steel Pipe Capacity 4"
Sheet Steel Capacity 1/4" (6 mm) maximum wall thickness Wood Capacity 4.72" x 4.41" (120 mm x 112 mm)

SPITNATZ PNEUMATIC SAW



PNEUMATIC



- **Speed : 330 Strokes per min**
- **Stroke Length: 60mm**
- **Power: 1.1kW**
- **Air Consumption: 52cfm at 85psi**

The Spitznas reciprocating saws are designed for cutting large pipes with the aid of a pipe clamp. They use a high powered vane motor and have a power output of 1.1kW. Ideal for heavy duty cutting of pipes upto 530mm in diameter.

Comitted to Quality, Comitted to You!



RECIPROCATING SAW - 110V



PNEUMATIC

- **Pneumatic driven**
- **Max cut: 50mm**



A low vibration , fast cutting saw. Ideal for cutting heavy section G.R.P. and Metal up to 50mm thick. Used for many applications including Oil & Petrochemical, Pallet Repair, Boatbuilding, Ship Building and Repair, Vehicle Repair & Adaptations and Aircraft Maintenance.

CHOP SAW - 110V



110/230V



- **Large spark guard**
- **Quick release vice**
- **Carry handle for easy transport**
- **Pin locking device**

Portable Cut-off Saw, multiple blade options wether it be for steel or general wood applications. Locking mechanism to make transportation easier.

01482 222799

POWER + LIGHTING

EXTENSION LEADS



We can make any extension leads up that you require. This can be in standard rubber or SY armoured. Here are a few of the most common lengths.

110V 1~	230V 1~	415V 3~
5m	5m	5m
10m	10m	10m
15m	15m	15m
20m	20m	20m
25m	25m	25m

SPLITTER BOXES



Great for site work to run multiple tools and machines from. Splitter boxes come in a wide variety of configurations:

MAINS INPUT
110V
230V
415V

TRANSFORMER



Site transformers will convert which ever supply voltage you have, to which ever you need. These transformers have great safety features including a re-settable thermal overload protection function and a heavy-duty rubber cable fitted with BS approved plugs.

INPUT VOLTAGE	OUTPUT VOLTAGE
110V	230V
230V	110V
415V	110V + 230V

Many sizes and configurations available

LIGHTING



110/230V

Super bright LED's give up to daylight 6000K.
The die-cast aluminium heads with steel handles are designed for site work.
Optional telescopic tripod which folds for easy storage.

01482 222799

ARCMASTER

WELDING & SAFETY SUPPLIES

**WELDING MACHINES
SERVICE + REPAIR
CALIBRATIONS
POWERTOOLS
SAFTETY CLOTHING
ABRASIVES
HAND TOOLS
WELDING CONSUMABLES**

sales@arcmaster.uk.com



01482 222799

Arcmaster, Unit C3, South Orbital Trade Park, Hedon Road, Hull, HU9 1NJ